



**Activity:** Singing & Fun  
**Album:** *Sing Along with Teddy*  
**Related Activity:** Developing Imagination



# Sing Along with Teddy



## Activity Notes

**Singing & Fun Activity Notes for *Sing Along with Teddy*.**

Available free courtesy of Universal Children's Audio - award-winning children's music. Copyright © 2001 Universal Children's Audio.  
Visit our web site for more fun activities, music samples, and free downloads: [www.ucamusic.com](http://www.ucamusic.com) email: [info@ucamusic.com](mailto:info@ucamusic.com)

Page. 1



**Activity:** Singing & Fun  
**Album:** *Sing Along with Teddy*  
**Related Activity:** Developing Imagination



## Encouraging Children to Sing

The first step in encouraging children to sing is to choose child-friendly songs! Like people of all ages, young children enjoy many sorts of up-beat music. But children also have a special response to songs suiting their own unique stages of development. Everyone knows just how enthusiastically babies and tiny tots respond to *Twinkle Twinkle Little Star* and *Baa Baa Black Sheep*.

Songs like *Down by the Station* and *Six Little Ducks* have easy-to-sing melody lines, a simple, steady beat, and a moderate pace that allows young children time to follow and learn the words. Other well-loved songs like *Old McDonald*, *This Old Man* and *Little Peter Rabbit* feature a lot of repetition which gives children confidence, since they can quickly master the repeating phrases.


*Sing Along with Teddy* includes these favourite songs, plus new songs that have been especially written on the theme of Teddy and his friends Rabbit & Froggy. Sing along yourself as you do household chores or when sharing quality time with your child, and your child will follow your example. Your child will also benefit from hearing the children's voices on this album: they relate to voices nearer their own age, and little ones look up to older children so our young singers provide great role models.

## Developing Imagination

When children listen or sing without the presence of illustrations or film imagery, the audio stimulates them to create their own mental pictures, thus strengthening children's creativity and imaginations.

The *Sing Along with Teddy* songs relate to each other in a way that creates an imaginative world where animals and friends play happily together. So play the album as children play with their toys – particularly with their teddies, trains, toy rabbits, frogs and other animals. This 'hands-on' activity will support children to play contentedly without an over-dependence on television, DVD and video. It will also support them to grow more self-reliant at imaginative and creative play.

Find more *Singing & Fun* activity resources on our website:  
[www.ucamusic.com](http://www.ucamusic.com)



**For your reference, this document totals 11 pages.**

**Singing & Fun Activity Notes for *Sing Along with Teddy*.**

**Page. 2**

Available free courtesy of Universal Children's Audio - award-winning children's music. Copyright © 2001 Universal Children's Audio. Visit our web site for more fun activities, music samples, and free downloads: [www.ucamusic.com](http://www.ucamusic.com) email: [info@ucamusic.com](mailto:info@ucamusic.com)



**Activity:** Singing & Fun  
**Album:** *Sing Along with Teddy*  
**Related Activity:** Developing Imagination



## Track 1

### Sing Along with Teddy *by Radha Sahar*

- Verse 1* Sing along with Teddy. Is everybody ready?  
Teddy's have their favourite songs. We want you all to sing along ...
- Chorus* Everybody sing along with Teddy. Everybody sing along with Teddy!
- Verse 2* Teddy likes singing 'Six Little Ducks', clapping and counting too  
Teddy likes singing 'Old Mc Donald' especially when he sings with you! So ...
- Chorus*
- Refrain* Let's meet Peter Rabbit and Froggy on a summer's day  
I like singing lots of songs. It's time to sing and play, so ...
- Chorus (then repeat chorus several times)*

#### **Activity Notes**

Invite each child to sit a teddy on their lap, moving it to the music as you sing.

This new song introduces Teddy's deep, soothing voice, inviting everyone to join in. Sing along in the choruses. Dance your teddy about during the verses and refrain, and sing along with the chorus.

## Track 2

### Six Little Ducks *Traditional*

- Verse 1* Six little ducks that I once knew, big ones, little ones, fat ones too
- Chorus* But the one little duck with a feather on his back, he led the others with a quack, quack, quack  
Quack, quack, quack, quack, quack, quack. He led the others with a quack, quack, quack!
- Verse 2* Down to the river they would go, wiggle woogie, wiggle woggle, to & fro ... *Chorus*
- Verse 3* Into the water they would dive, over and under the other five ... *Chorus*

#### **Activity Notes**

Pretend you're a duck or your teddy is a duck. Wiggle to and fro, or wiggle teddy as you sing. If sitting, fold your arms as wings and wiggle. Act out diving too, swooping yours or teddy's arms over and under.

#### **Singing & Fun Activity Notes for *Sing Along with Teddy*.**

Available free courtesy of Universal Children's Audio - Award-winning children's music. Copyright © 2001 Universal Children's Audio.  
Visit our web site for more fun activities, music samples, and free downloads: [www.ucamusic.com](http://www.ucamusic.com) email: [info@ucamusic.com](mailto:info@ucamusic.com)

Page. 3





**Activity:** Singing & Fun  
**Album:** *Sing Along with Teddy*  
**Related Activity:** Developing Imagination



## Track 3



### Down by the Station

*Traditional*

*Verse* Down by the station early in the morning  
See the little engines all in a row  
See the engine driver pull the little lever  
Puff, puff, choo, choo, off we go!

#### **Activity Notes**

Pretend you and teddy are on a train. With teddy on your knee, make fists. Then move arms in forward motion, round and round like train wheels. Make a 'pull the lever' action and heighten your voice enthusiastically on the words "Puff, puff, choo, choo".

## Track 4



### Teddy Train

*by Radha Sahar*

*Intro 1* The train set sat in a cardboard box all summer long  
Coz Teddy liked to picnic in the garden  
Or dance or sing a song  
But in the winter Teddy wants to play, and we have to stay inside  
We get out the train set. Hey teddy bear! I'll take you for a ride ...

*Chorus* Wheels go round – clickety clack. Engine goes choo, choo, choo  
Carriages rumble – chug-a-chug-a-chug. Whistle blows – too-oo-t!  
Over the bridge – de-dum, de-dum. Cross the lake –  
Through the tunnel - chug-a-chug-a-chug. Slow down and brake – Eeeee!

#### **Activity Notes**

During the slow, introductory sections, rock teddy on your lap, as though it is asleep. Then jump teddy up ready for action ... jostling, bouncing etc, and slowing down at the end. Children love making the screech of the brakes sound at the end of the chorus. When children know the song, they also love calling out the responses with teddy – 'Clickety clack, choo, choo choo, etc.



**Activity:** Singing & Fun  
**Album:** *Sing Along with Teddy*  
**Related Activity:** Developing Imagination



## Track 5

### Old McDonald

*Traditional*

*Verse 1* Old Mc Donald had a farm, ee ii ee ii oh  
And on that farm he had a (cow) ee ii ee ii oh  
With a (moo moo) here and a (moo moo) there  
Here a (moo) there a (moo) everywhere a (moo moo)  
Old Mc Donald had a farm, ee ii ee ii oh

*Verse 2* Sheep

*Verse 3* Horse

*Verse 4* Hen

*Verse 5* Dog

*Verse 6* Goat

*Verse 7* Pig

#### **Activity Notes**

Here's a fun opportunity for your teddy to meet other animals! Spread soft toy animals on the floor around you for teddy to greet. Another idea is to use a picture book of animals and turn the pages to the appropriate animal as you sing. The easiest way to use props with this song is to sing the song unaccompanied so that you can choose whatever animal in any order. If you've no books or toys handy just sit teddy on your knee ready to meet animals in your imagination. Bounce teddy up and down as you sing.

## Track 6

### This Old Man

*Traditional*

*Verse 1* This old man, he played one, he played nic nac on my thumb  
With a nic nac paddy wack give a dog a bone. This old man came rolling home

*Verse 2* He played nic nac on my shoe, 3 ... on my knee, 4 ... on the floor,

*Verse 5* He played nic nac and duck dive 6 ...and tongue clicks 7 ...pointing to heaven

*Verse 8* He played nic nac while you wait 9 ... clapping in time 10 ... on my friend

#### **Activity Notes**

In this version the actions are all related to the body. Clap!, Then you or teddy touch your thumb, shoe etc. On 'rolling home', twirl your arms around or roll teddy over.



**Activity:** Singing & Fun  
**Album:** *Sing Along with Teddy*  
**Related Activity:** Developing Imagination



## Track 7

### My Teddy

*Radha Sahar*

- Verse 1* My Teddy's got fuzzy arms, fuzzy arms, fuzzy arms  
My Teddy's got fuzzy arms – which is just how a Teddy Bear's supposed to be!
- Verse 2* My Teddy's got a big fat tummy ...      *Verse 3* My Teddy's got furry legs ...
- Verse 4* My Teddy's got a shiny nose ...      *Verse 5* My Teddy's got a funny smile ...
- Verse 6* My Teddy's got friendly eyes ...      ... so bedtime is a happy time for me!

#### **Activity Notes**

With teddy on your knee, touch or move the parts of the bear that are being sung about in each verse. During the instrumental sections, cuddle teddy.

## Track 8

### Little Peter Rabbit

*Traditional*

- Verse 1* Little Peter Rabbit had an ant upon his nose (x3)  
And he flipped it and he flopped it 'til it flew right away
- Verse 2* Little Peter Rabbit had an ant upon his toe (x3)  
And he flipped it and he flopped it 'til it flew right away
- Verse 3* Little Peter Rabbit had an sand fly on his ear (x3)  
And he flipped it and he flopped it 'til it flew right away ... but look now!
- Verse 4* Little Peter Rabbit has bee upon his nose (x3)  
He is standing still, coz he knows it will, fly away on its own. Well done Peter Rabbit!

#### **Activity Notes**

This song offers guidance should a bee land on you. Children! Pretend that *you* are Peter Rabbit. Help your Teddy do the following actions ...

- \* Whisk its arms across your nose, toe, or ear, depending on the verse
- \* Stand still on the last verse then clap hands in congratulations.

#### **Singing & Fun Activity Notes for *Sing Along with Teddy*.**

Available free courtesy of Universal Children's Audio - Award-winning children's music. Copyright © 2001 Universal Children's Audio.  
Visit our web site for more fun activities, music samples, and free downloads: [www.ucamusic.com](http://www.ucamusic.com) email: [info@ucamusic.com](mailto:info@ucamusic.com)

Page. 6





**Activity:** Singing & Fun  
**Album:** *Sing Along with Teddy*  
**Related Activity:** Developing Imagination



## Track 9

### Arrabella Miller

Lyrics: Radha Sahar

- Verse 1* Little Arrabella Miller found a woolly caterpillar  
First it crawled upon her mother, then upon her baby brother  
All said "Arrabella Miller – take away that caterpillar!"
- Verse 2* Johnny Brown thought he was better - found a creepy giant weta!  
First it frightened Johnny's teacher, then in church it spooked the preacher  
All said "Johnny Brown you'd better take away that giant weta\*"
- Verse 3* Just then, Henrietta Ryder found a big, black, hairy spider!  
Frightened off the congregation. Headline news across the nation  
Now our Henrietta Ryder has no friends except the spider!  
Boo hoo! Boo hoo! – Wait a minute ...
- Verse 4* Here comes Arrabella Miller with her woolly caterpillar  
Smiles at Henrietta Ryder. They make friends despite the spider ...  
But what about the congregation?  
All attend the marriage of the spider and the caterpillar!

#### Activity Notes

This song is pure fantasy, designed to stimulate your child's imagination. Discuss insects, since many children love to hold them or watch them. Ask the children what else they imagine could happen in the song. They might like to make up a verse of two of their own.

At sing-along time, pretend you are teaching Teddy this new song. You already know the melody (*Twinkle, Twinkle, Little Star*), so tell your Teddy just to sing "la la la" along with you until you get to know the words. Give Teddy a big 'well done' clap at the end.

Find more *Developing Imagination*  
albums on our website:  
[www.ucamusic.com](http://www.ucamusic.com)



\* Large, ancient, large New Zealand insect.

#### Singing & Fun Activity Notes for *Sing Along with Teddy*.

Available free courtesy of Universal Children's Audio - Award-winning children's music. Copyright © 2001 Universal Children's Audio.  
Visit our web site for more fun activities, music samples, and free downloads: [www.ucamusic.com](http://www.ucamusic.com) email: [info@ucamusic.com](mailto:info@ucamusic.com)

Page. 7



**Activity:** Singing & Fun  
**Album:** *Sing Along with Teddy*  
**Related Activity:** Developing Imagination



## Track 10

### **A Froggy Went Walking** *Traditional*


- Verse 1* A froggy went walking on a summer's day, a-hum, a-hum  
A froggy went walking on a summer's day – he met Miss Mousey on the way  
A-hum, a-hum, a-hum, a-hum, a-hum
- Verse 2* He said "Miss Mousy, will you marry me? - a-hum, a-hum  
He said "Miss Mousy, will you marry me? We'll live together in an apple tree"  
A-hum, a-hum, a-hum, a-hum, a-hum
- Verse 3* "Oh not without my uncle Rat's consent" - a-hum, a-hum  
"Oh not without my uncle Rat's consent. I wouldn't marry you if you were the president!" A-hum, a-hum, a-hum, a-hum, a-hum
- Verse 4* But uncle Rat said "Indeed you may" - a-hum, a-hum  
Yes uncle Rat said "Indeed you may. If you wish, you can marry this very day!"  
A-hum, a-hum, a-hum, a-hum, a-hum
- Verse 5* They wed in a church built of nuts and straw - a-hum, a-hum  
They wed in a church built of nuts and straw. The guests rode in from near & far  
A-hum, a-hum, a-hum, a-hum, a-hum
- Verse 6* And what do you think they had for supper?- a-hum, a-hum  
Oh what do you think they had for supper? A fried mosquito on bread & butter!  
A-hum, a-hum, a-hum, a-hum, a-hum!

### **Activity Notes**

This traditional favourite has become a folk classic. Children enjoy hearing family stories about such songs relating to their folk cultural heritage. Ask grandparents or great grandparents what they used to sing as children.

If you have a toy frog, sit it nearby. Explain to Teddy that we are going to sing a song that Froggy is sure to know. Act out spontaneous movements with Teddy through each verse. An alternative is to act out the drama with the frog, having sat Teddy nearby to watch the performance.

Find more *Celebrating Cultures*  
albums on our website:  
[www.ucamusic.com](http://www.ucamusic.com)



### **Singing & Fun Activity Notes for *Sing Along with Teddy*.**

Available free courtesy of Universal Children's Audio - Award-winning children

Visit our web site for more fun activities, music samples, and free downloads: [www.ucamusic.com](http://www.ucamusic.com) email: [info@ucamusic.com](mailto:info@ucamusic.com)



**Activity:** Singing & Fun  
**Album:** *Sing Along with Teddy*  
**Related Activity:** Developing Imagination



## Track 11

### Froggy Woggy

*Radha Sahar*

- Verse 1* Froggy Woogy, bright and green, it's you I really dig  
On our television screen, you look very big!
- Chorus* A-hum, a-hum, a-hum, a-hum, a-hum
- Verse 2* But when I take a little walk by the pond and stream  
And call you "Froggy – are you there?"  
You're never in, it seems ... *Chorus*
- Verse 3* Wait a minute! What is that slippery blob of wet?  
Is that you frog? Gee, you're small when you're not on the TV set! ... *Chorus*
- Verse 4* Froggy Woggy, bright and green, I love your every feature  
No wonder you're a super-star, you darling little ... glad to meet-ya!

#### **Activity Notes**

This song invites children to have real, sensory experiences exploring nature rather than experiencing stylised images. Talk about how things can be different when we see the real thing. Walk in nature.

While singing at home, sit Teddy on your knee and pretend Teddy turns on the TV. Sit and 'watch' together, singing along, once you know the words. Sway Teddy from side to side during each 'a hum, a-hum' chorus. Act out each verse with Teddy – and perhaps a toy frog.



Find more *Exploring Nature* resources  
on our website:  
[www.ucamusic.com](http://www.ucamusic.com)



**Activity:** Singing & Fun  
**Album:** *Sing Along with Teddy*  
**Related Activity:** Developing Imagination



## Track 12

### **Teddy, Rabbit & Froggy** *Radha Sahar*

*Verse 1* Teddy went out for a walk one day  
Down to the park where the children play  
So many things for Teddy to do! – What will Teddy choose? (... a swing)

*Refrain* Swinging low and swinging high, Teddy's feet nearly touch the sky  
"That was fun, but in the end, it would be more fun if I had a friend"  
*(Spoken)* (So Teddy went to Rabbit's house ...)

*Verse 2* Teddy and Rabbit went out for a walk one day  
Down to the park where the children play  
So many things for them to do! – What will Rabbit choose? (... a slide)

*Refrain* Climbing slowly to the top. Sliding down fast, and stop!  
"That was fun, but in the end, it would be more fun if we had another friend"  
*(Spoken)* (So Teddy and Rabbit went to Froggy's house ...)

*Verse 3* Teddy and Rabbit and Froggy went out for a walk one day  
Down to the park where the children play  
So many things for them to do! – What will Froggy choose? (... the roundabout)

*Refrain* Round and round and round they twirled, 'til their heads were in a twirl  
"That was fun, but in the end, it would be more fun if we had another friend"

*(Spoken)* (So Teddy and Rabbit and Froggy came to my house  
But I was in bed, so Teddy said sweetly  
"Your friends are all here. Now it's time to go to sleep!")

### **Activity Notes**

This is a great song for developing your child's imagination. Encourage them to make mental pictures of the animal characters at play. This song, together with the next, is also excellent for helping children to settle into sleep.

If you have a toy frog and a rabbit, you may like to have them act out the drama together with your teddy. If there's just you and Teddy, then help Teddy to dramatise the actions; walking, talking, swinging to and fro, sliding and twirling around etc. Cuddle the toys at the end.



**Activity:** Singing & Fun  
**Album:** *Sing Along with Teddy*  
**Related Activity:** Developing Imagination



## Track 13

### Teddy's Song

*Radha Sahar*

*Verse 1* Teddy sings a special song and only you can hear it  
Not the sound Teddy makes when you press him in the right place, oh, no, no


*Chorus* He sings low *(I sing low)*  
He sings softly *(I sing softly)*  
His voice is sweet *(My voice is sweet)*  
Like creamy toffee *(Creamy toffee)*  
He sings slow *(I sing slow)*  
Sometimes yawning *(Sometimes yawning)*  
I love it when we sing Teddy's song, as the moon glows

*Verse 1* Teddy sings a lullaby and only you can hear it  
When you hug him tight on a starry night, this is how it goes ...  
*(Chorus ... and the stars shine) Repeat verse 1 and Chorus ...*

*Coda* *(I love it when we sing Teddy's song, as the moon glows...)*  
And the stars shine, and the owl calls, and I fly to the land of dreams

#### **Activity Notes**

Snuggle up with Teddy, cuddle and day dream during this rest time song. It also is a lovely lullaby, so play this song when the children are settling down to rest or sleep. The chorus offers children a chance to join Teddy in singing 'echo' style after each line: a simple way to quickly learn the words and join in.



Find more *Rest & Relaxation*  
albums on our website:  
[www.ucamusic.com](http://www.ucamusic.com)